

深圳市兆驰股份有限公司

半年度报告



.....	1
.....	4
.....	6
.....	9
.....	27
.....	38
.....	43
.....	44
.....	45
.....	149

EMTC		MTC Electronic Co.,Limited
		Funshion Networks Co. Ltd.
ODM		(Original Design Manufacture)
		(CRT) (VCD DVD) MP3
		2016 1 1 --2016 6 30

2015

	-14,728,390.51	
	11,541,826.59	
	15,753,320.42	
	-10,065,785.29	
	2,573,787.20	
	1,374,905.65	
	3,699,852.76	--

1 —
1 —

		1
		“ + +
		”
	105,018,496.36	2
		2011 “
		+ + ”
		3

		2000 25	2000 577
			17%
	25,345,753.29	14%	3%

2016

309,919.31

17.36%

2016

22,156.97

17.79%

ODM

“ +

+ ”

“ ”

“ ”

2015 12 22

2016 3 16

65 4K

1.49%

DVD

34.08%

6.88%

LED

LED

120

18.19%

LED

2015

63%

1

2

3

20,948.03

LED

2016 4

2016 7 8

23,954.0723

2016 7

24,000

	25,938,395.31	14,546,656.44	78.31%	
	-4,595,585.05	-10,620,132.09	56.73%	
	14,259,954.60	31,862,784.74	-55.25%	DF
	91,100,811.01	101,633,166.93	-10.36%	

SAP

ERP

	5.30	240,000,000.00	-100.00%

1

			•	5,000	2014 04 23	2016 04 23		5,000		1,000	1,001.37
			7	4,010	2014 04 30	2016 02 20		4,010		689.89	689.92
			• XF1406	8,000	2014 06 20	2016 06 20		8,000		1,504	1,506.24
			• -GD- 1502	10,000	2014 07 18	2016 05 23		10,000		1,687.84	1,687.84
			•	5,000	2014 08 29	2016 08 29				920	460.05
			26 •	20,000	2015 01 21	2017 01 21				4,005.48	2,838.51
			5	18,000	2015 03 20	2016 03 20		18,000		1,624.44	1,624.61
			•	9,070	2015 04 03	2017 04 03				1,816.48	874.78
				10,000	2015 04 17	2016 04 17		10,000		852.33	852.42

					2016	2017						
				10,000	04 17	04 17				650	113.97	
				10,000	2015 04 17	2017 04 17				2,002.74	1,178.18	
			• 1	5,000	2015 04 23	2017 04 23				981.34	491.34	
		5	• -3	1,000	2015 04 23	2016 04 23		1,000		85.23	85.23	
			9	15,000	2015 04 24	2017 04 24				2,853.9	1,444.52	
			•	3,765	2015 05 08	2016 11 07				487.9	324.71	
			•	4,310	2015 05 08	2017 05 07				759.6	380.36	
			•	5,000	2015 07 29	2015 08 25		5,000		20.33	20.33	
		2	•	10,000	2015 08 10	2016 08 10				852.33	634.82	
		10		1,000	2015 08 12	2016 03 02		1,000		36.15	36.17	
			21	2,000	2015 08 19	2017 08 19				360.49	149.92	

	100,000,000.00	2015/6/24			
	150,000,000.00	2015/6/25			
	300,000,000.00	2015/7/21			
	000,000.00		2015/8/19		
	000.00		2015/8/20		
	0	2015/8/31			
		2015/8/26			
			2015/9/8		
			2015/9/10		
	300,000,000.00				
	-100,000,000.00				
	-200,000,000.00				
	-200,000,000.00			15,608,613.66	
	-50,000,000.00		2016/1/12		
	-50,000,000.00		2016/1/15		
	-100,000,000.00		2016/1/28		
	100,000,000.00	2016/2/1			
	50,000,000.00	2016/2/3			
	-50,000,000.00		2016/3/11		
	200,000,000.00	2016/3/23			
	100,000,000.00	2016/3/29			
	50,000,000.00	2016/4/1			
	-100,000,000.00		2016/4/13		
	-50,000,000.00		2016/4/14		
	-200,000,000.00		2016/4/18		
	50,000,000.00	2016/4/25			
	100,000,000.00	2016/4/27			
	-100,000,000.00		2016/5/10		
	-50,000,000.00		2016/5/16		
	-200,000,000.00		2016/5/30		
	150,000,000.00	2016/6/23			
	150,000,000.00	2016/6/28			
	30,000,000.00	2016/5/19			

		-10,000,000.00		2016/6/2			
		10,000,000.00	2016/6/29				
		20,000,000.00	2015/8/11			462,852.54	
		-20,000,000.00		2016/2/25			
		20,000,000.00	2016/5/6				
		10,000,000.00	2015/9/11				
		-10,000,000.00		2016/4/18		242,223.85	

“ ”

2016 5 30

2015 6 24	2016 5 30	15,608,613.66	2016 2 25
	2015 8 11	2016 2 25	462,852.54
2016 4 18	2015 9 11	2016 4 18	242,223.85
30		350,000,000.00	2016 6

					--	--	81,170		16,581	1.80%	
					2016 02 29						
					2015 02 12						
					2016 03 10						
					2015 03 03						
					1						

	2
	3
	4
	1
	2
	3
	4

				10,000	75,220,553. 28	- 15,029,260. 93	0.00	- 336,509.2 4	-336,509.24
			(30,000,000	141,834,11 1.59	14,328,221. 66	288,000.00	- 2,856,769 .15	-2,856,769.15
))						
			(LED) LED LED LED	170,000,00 0	1,008,971.8 04.78	192,665,22 3.85	350,844,68 4.83	14,215,29 1.59	14,797,398.3 1
MTC Electronic Co.,			(50,000	1,749,770,0 27.68	742,865,68 5.33	681,033,72 8.51	- 48,075,00	- 47,744,641.0

Limited

			;						
			;						
			;						
			;						
				500,000,000	258,492,967.36	200,895,767.64	14,580,315.95	423,585.12	339,959.71
				50,000,000	53,663,286.64	41,779,523.74	17,229,020.00	216,687.88	269,340.14
				28,287,004	466,116,615.33	11,778,573.18	283,343,981.17	-20,976,208.19	-20,444,810.33
Funshion Networks Co. Ltd.				50,000	11,823,789.78	-77,174,173.79	0.00	-4,126,690.39	-4,126,228.50

	12,000	413.75	9,661.01	100.00%		2014 02 26	

							http://www.cninfo.com.cn
	12,000	413.75	9,661.01	--	--	--	--

2016 1-9

2016 1-9		-20%		0.00%
2016 1-9		34,574.29		43,217.86
2015 1-9				43,217.86

1,601,523,834

2015

10

2015

0.7700

2016 5 17

2016 5 18

1

2

3

7

3

4

5

6

7

8

2016 5 5.30 Funshion Networks Co. Ltd. 82%
2016 5 Funshion Networks Co. Ltd.

2012 7 27

<

>

“ ”

2012 7 31

2012 10 12

2012 10 22

2012 11 14 2012

2012 11 21 139

3,138,121 5.97 / 2012 12 10

2012 12 13

2012 10 23

(<http://www.cninfo.com.cn>)

2012 12 11

(<http://www.cninfo.com.cn>)

2012-068

2013 10 18

2013 10 22

(<http://www.cninfo.com.cn>)

2013-070

2013-071

2014 1 2

2013 11 1 2014 1 3

(<http://www.cninfo.com.cn>)

2013-078

2014-001

2013 12 2

2013 12 4 2013 12 10

(<http://www.cninfo.com.cn>)

2013-083

2013-086

2014 10 24

2014 10 28

(<http://www.cninfo.com.cn>)

2014-080

2014-082

2014 12 3

2014 12 4 2014 12

10 2015 1 5

(<http://www.cninfo.com.cn>)

2014-087

2014-089

2015-001

2015 7 15

2015 11 23

2015

11 30

2015 7 16 2015 11 24 2015 12 1

(<http://www.cninfo.com.cn>)

2015-061

2015-062

2015-124

2015-125

2015-132

2015-133

2015 11 23

2015 11 24 2015

A1				A2				
A3				A4				

C1	0	C2	0
C3	15,000	C4	15,000
A1+B1+C1	282,648	A2+B2+C2	20,000
A3+B3+C3	417,648	A4+B4+C4	50,000
A4+B4+C4		10.13%	
D		0	
E 70%		35,000	
F 50%		0	
D+E+F		35,000	

--	--	--	--	--	--

		(2010 03		
)	09		
		2007-2009			
		(“ ”)			
		1,171.21			
		1,034.73			
		3,146.63			
		8.06% 10.56%			
		12.61%			
	(2010 05		
)		21		
		“			
	(2010 10		
)	” “	30		
		2015-2017	2015 05		
		1	13		

		2 A B			
		30% 5,000 3			
		2017		2015- 10% 30% 4	
		2015-2017			
		2017	5	2015-	
	()			2015 07 08	

2015

2014 8 4 2014

“ ” 15

15

2015 4 30

2014 7 18 2015 5 12

2014-055

2015-032

2015 6 11

2015

2016 6 15

2015 6 16 2016 6 16

2015

2015-

044 2015

2016-067

2015 7 15

“ ”

2015 7 16 7 17

2015-064

2015-

066

2016 3 1

2016 7 27

[2016]5750

2016 8 15

2016 7

29 8 12

2016-080

2016-084

	14,095,879	0.88%				-919,303	-919,303	13,176,576	0.82%
1									
2									
3	14,095,879	0.88%				-919,303	-919,303	13,176,576	0.82%
	14,095,879	0.88%				-919,303	-919,303	13,176,576	0.82%
4									
	1,587,691,880	99.12%				655,378	655,378	1,588,347,258	99.18%
1	1,587,691,880	99.12%				655,378	655,378	1,588,347,258	99.18%
2									
3									
4									
	1,601,787,759	100.00%				-263,925	-263,925	1,601,523,834	100.00%

263,925

263,925

919,303

655,378

1

263,925 2

	1,042,585	0	0	1,042,585		25%
	1,031,006	515,503	0	515,503		
	249,170	0	0	249,170		
	101,250	50,625	0	50,625		
	5,850	0	1,950	7,800		
	450	450	0	0		25%
	0	0	3,750	3,750		25%
	452,925	358,425	0	94,500		
	14,095,879	925,003	5,700	13,176,576	--	--

			44,135			0
		5%		10		
		61.62%	986,875,091		986,875,091	66,400,000
		1.22%	19,589,615	100,000	19,589,615	
		1.02%	16,378,818		16,378,818	
		0.78%	12,527,900		12,527,900	
		0.76%	12,207,344		12,207,344	
		0.72%	11,547,980		11,547,980	
		0.54%	8,703,064	771,321	8,703,064	
-018L-CT001		0.47%	7,475,096		5,606,322	1,868,774

		0.47%	7,475,095		5,606,321	1,868,774		
		0.44%	6,999,168	6,999,168		6,999,168		
10								
10								
					986,875,091			986,875,091
					19,589,615			19,589,615
					16,378,818			16,378,818
					12,527,900			12,527,900
					12,207,344			12,207,344
					11,547,980			11,547,980
	-018L-CT001					8,703,064		8,703,064
					6,999,168			6,999,168
					3,792,719			3,792,719
					3,500,000			3,500,000
10	10	10	10	10	10	10	10	10
10	2016	6	30	10	12,207,344			

10 10

10 10

			1,390,114			1,390,114			
			7,475,096			7,475,096			
			7,475,095			7,475,095			
			0			0			
			0			0			
			0			0			
			0			0			
			0			0			
			0	5,000		5,000			
			600			600			
			14,550		6,750	7,800			
			0			0			
	--	--	16,355,455	5,000	6,750	16,353,705	0	0	0

			2016	05 27
			2016	05 27
			2016	05 27
			2016	05 27

	558,858,512.04	990,445,556.48
	3,241,808.00	3,241,808.00
	584,245,581.84	302,133,627.20
	1,577,383,381.68	1,715,957,108.18
	255,706,396.53	37,930,802.03
	114,117.14	239,650.13
	49,500,232.67	116,003,704.43
	1,195,633,156.90	1,042,258,237.59

	84,683,595.51	60,278,859.13
	33,988,419.10	46,712,190.84
	23,102,227.51	20,938,291.24
	5,446,244.11	5,601,811.46
	27,244.60	20,704.82
	53,848,853.41	51,921,097.40

	492,190,438.88	488,820,801.21
	464,310.00	464,310.00
	23,917,174.41	16,434,094.56
	278,654,846.80	278,693,997.32
	2,540,297,989.70	2,442,419,939.54
	4,936,119,973.79	4,827,428,356.63
	46,593,996.38	19,724,688.62
	4,982,713,970.17	4,847,153,045.25
	9,190,152,656.24	9,455,912,847.94

	229,564,208.84	662,532,957.48
	3,241,808.00	3,241,808.00
	561,746,555.05	294,652,209.32
	1,277,219,424.26	1,425,262,389.02
	238,359,694.96	37,203,552.05
	114,117.14	239,650.13
	412,663,215.99	436,998,214.90
	1,039,158,937.04	948,604,254.00
	721,450,000.00	267,650,000.00
	1,087,826,221.37	1,420,488,254.71
	5,571,344,182.65	5,496,873,289.61

	1,435,868,920.01	1,470,868,920.01
	746,962,292.46	766,504,078.40
	26,636,379.22	3,838,542.95
	0.00	0.00
	90,070.33	0.00
	133,288,454.35	134,871,848.90
	3,391,720.77	2,560,962.78
	15,000,917.50	19,650,666.46
	528,824,723.65	992,039,425.84
	2,890,063,478.29	3,390,334,445.34
	8,461,407,660.94	8,887,207,734.95
	892,446,800.00	1,243,524,400.00
	7,017,475.00	21,277,429.60
	206,711,564.71	
	2,330,373,479.94	2,542,933,270.74
	8,862,201.09	18,257,547.87
	13,449,508.82	22,943,650.35
	18,552,077.20	16,402,464.00
	5,446,244.11	5,560,744.81
	27,244.60	20,704.82
	608,581,454.15	

	464,310.00	206,017,643.32
	4,091,932,359.62	4,612,011,827.93
	44,724,689.00	47,516,659.51
	23,606,286.44	23,887,313.66
	8,086,558.51	1,672,713.29
	76,417,533.95	73,076,686.46
	4,168,349,893.57	4,685,088,514.39
	1,601,523,834.00	1,601,523,834.00
	0.00	0.00
	0.00	0.00
	488,668,230.21	488,668,230.21
	464,310.00	464,310.00
	278,693,997.32	278,693,997.32
	1,924,636,015.84	1,833,697,469.03
	4,293,057,767.37	4,202,119,220.56
	8,461,407,660.94	8,887,207,734.95

	3,099,193,113.00	2,640,709,446.28

	3,099,193,113.00	2,640,709,446.28
	2,984,493,062.44	2,482,039,918.96
	2,640,081,458.81	2,328,483,235.01
	25,938,395.31	14,546,656.44
	111,307,179.93	74,903,867.81
	142,840,050.26	62,320,995.93
	68,921,563.18	12,405,295.86
	-4,595,585.05	-10,620,132.09
“ ”	14,259,954.60	31,862,784.74
“ ”	91,100,811.01	101,633,166.93
“ ”		
“ ”	220,060,816.17	292,165,478.99
	40,087,240.70	28,281,387.45
	0.00	0.00
	10,008,998.25	848,780.18
	9,374,801.15	405,620.57
“ ”	250,139,058.62	319,598,086.26
	34,309,401.95	50,397,756.64
“ ”	215,829,656.67	269,200,329.62

	221,569,694.33	269,525,961.28
	-5,740,037.66	-325,631.66
	7,483,079.85	-437,278.49
	7,483,079.85	-437,278.49
1.		
2.		
	7,483,079.85	-437,278.49
1.		
2.		
3.		
4.		
5.	7,483,079.85	-437,278.49
6.		
	223,312,736.52	268,763,051.13
	229,052,774.18	269,088,682.79
	-5,740,037.66	-325,631.66
	0.1385	0.1683
	0.1383	0.1683

	2,355,401,865.61	2,217,140,328.61
	2,085,460,941.11	2,030,969,311.07
	19,842,926.85	12,888,767.38
	55,019,012.04	37,338,582.31
	63,670,567.40	40,969,420.26
	29,132,421.32	-9,410,694.47
	-14,345,173.70	-13,693,011.79
“ ”	14,259,954.60	31,862,784.74
“ ”	96,378,095.26	76,121,384.25
“ ”	227,259,220.45	226,062,122.84
	30,319,793.85	21,752,772.52
		0.00
	9,748,045.42	419,445.57
	9,199,961.33	405,620.57
“ ”	247,830,968.88	247,395,449.79
	33,575,086.85	37,401,105.43
“ ”	214,255,882.03	209,994,344.36
1.		
2.		
1.		

2.		
3.		
4.		
5.		
6.		
	214,255,882.03	209,994,344.36
	0.1339	0.1311
	0.1338	0.1311

	3,249,257,431.30	2,726,959,675.21
	99,734,033.18	116,154,123.01
	48,011,873.56	50,302,999.34
	3,397,003,338.04	2,893,416,797.56

	2,857,406,478.26	3,117,695,864.48
	219,324,267.92	121,647,760.02
	165,979,235.33	168,185,611.97
	159,006,981.89	117,285,621.18
	3,401,716,963.40	3,524,814,857.65
	-4,713,625.36	-631,398,060.09
	0.00	
	91,100,811.01	101,633,166.93
	-8,518,793.37	1,746,107.83
	196,404,230.00	475,766,993.49
	278,986,247.64	579,146,268.25
	143,007,819.54	37,918,243.57
		0.00
		0.00
	51,085,218.63	1,248,430,420.25
	194,093,038.17	1,286,348,663.82
	84,893,209.47	-707,202,395.57
	49,129,868.91	9,375,000.00
		9,375,000.00
	2,600,441,973.81	3,144,861,872.62

		200,000,000.00
	2,649,571,842.72	3,354,236,872.62
	3,018,741,771.06	2,030,368,796.31
	127,625,543.99	38,248,935.03
	9,859,999.98	7,838,674.63
	3,156,227,315.03	2,076,456,405.97
	-506,655,472.31	1,277,780,466.65
	-9,419,890.24	17,119,780.02
	-435,895,778.44	-43,700,208.99
	967,634,374.91	662,388,171.87
	531,738,596.47	618,687,962.88

	2,485,827,697.16	2,122,889,124.88
	98,160,879.68	109,165,539.03
	129,441,509.89	21,471,745.30
	2,713,430,086.73	2,253,526,409.21
	2,481,305,574.56	1,818,303,289.47
	98,909,105.71	96,514,043.90
	205,245,584.26	128,218,794.29
	91,494,378.33	533,062,738.92
	2,876,954,642.86	2,576,098,866.58
	-163,524,556.13	-322,572,457.37
	96,378,095.26	76,121,384.25

	101,193.85	4,131,854.59
	165,795,413.34	454,993,042.90
	262,274,702.45	535,246,281.74
	36,145,906.13	74,831,298.04
		240,000,000.00
	-9,414,702.19	1,252,085,799.11
	26,731,203.94	1,566,917,097.15
	235,543,498.51	-1,031,670,815.41
	1,489,131,100.01	2,287,948,904.00
		200,000,000.00
	1,489,131,100.01	2,487,948,904.00
	1,840,208,700.01	1,193,877,504.00
	137,281,857.40	29,029,161.81
	3,144,429.39	4,076,049.65
	1,980,634,986.80	1,226,982,715.46
	-491,503,886.79	1,260,966,188.54
	-13,483,804.23	26,564,292.61
	-432,968,748.64	-66,712,791.63
	642,495,151.56	483,916,305.33
	209,526,402.92	417,203,513.70

	1,601,523,834.00				488,820,801.21	464,310.00	16,434,094.56		278,693,997.32		2,442,419,939.54	19,724,688.62	4,847,153,045.25
	0.00				0.00	0.00			0.00		0.00	0.00	0.00
													0.00
													0.00
	1,601,523,834.00				488,820,801.21	464,310.00	16,434,094.56		278,693,997.32		2,442,419,939.54	19,724,688.62	4,847,153,045.25
“ ”	0.00				3,369,637.67	0.00	7,483,079.85		-39,150.52		97,878,050.16	26,869,307.76	135,560,924.92
											221,569,694.33		221,569,694.33
	0.00				0.00	0.00	0.00		0.00		-123,317,335.22	0.00	-123,317,335.22
1	0.00				0.00	0.00			0.00		0.00		0.00
2	0.00				0.00	0.00			0.00		0.00	0.00	0.00
3					0.00				0.00		-123,317,335.22	0.00	-123,317,335.22
4													0.00
	0.00				0.00	0.00			-39,150.52		39,150.52	0.00	0.00
1	0.00				0.00	0.00			-39,150.52		39,150.52	0.00	0.00

				52				
2								0.00
3		0.00	0.00	0.00	0.00	0.00	0.00	0.00
4	0.00	0.00	0.00	0.00				

	1,601,787,759.00				489,163,355.21	8,577,114.27	-13,262,842.32		235,141,965.64		2,181,967,352.09	0.00	4,486,220,475.35
“ ”	0.00				0.00	0.00	-437,278.49		0.00		227,879,479.57	9,049,368.34	236,491,569.42
											269,525,961.28		269,525,961.28
	0.00				0.00	0.00					0.00		0.00
1	0.00				0.00						0.00		0.00
2	0.00				0.00								0.00
3	0.00				0.00								0.00
4													0.00
	0.00				0.00	0.00			0.00		-41,646,481.71	0.00	-41,646,481.71
1									0.00		0.00		0.00
2													0.00
3											-41,646,481.71		-41,646,481.71
4													0.00
	0.00				0.00	0.00			0.00		0.00	0.00	0.00
1	0.00				0.00	0.00			0.00		0.00		0.00
2													0.00
3													0.00

4													0.00
													0.00
1													0.00
2													0.00
	0.00				0.00	0.00	437,278	-				9,049,3	8,612,0
							.49					68.34	89.85
	1,601,787,75				489,163,355.21	8,577,14.27	13,700,120.81	-	235,141,965.64		2,409,846,831.66	9,049,368.34	4,722,712,044.77

	1,601,523,834.00				488,668,230.21	464,310.00				278,693,997.32	1,833,697,469.03	4,202,119,220.56	
	1,601,523,834.00				488,668,230.21	464,310.00				278,693,997.32	1,833,697,469.03	4,202,119,220.56	
“ ”	0.00				0.00	0.00				0.00	90,938,546.81	90,938,546.81	
	0.00				0.00	0.00				0.00	214,255,882.03	214,255,882.03	
	0.00				0.00	0.00				0.00	0.00	0.00	
1	0.00				0.00	0.00				0.00	0.00	0.00	
2	0.00				0.00	0.00				0.00	0.00	0.00	

3					0.00				0.00	0.00	0.00
4										0.00	0.00
	0.00				0.00	0.00			0.00	-	-
1	0.00				0.00	0.00			0.00	123,317,335.22	123,317,335.22
2					0.00	0.00			0.00	-	-
3	0.00				0.00	0.00			0.00	123,317,335.22	123,317,335.22
	0.00				0.00	0.00			0.00	0.00	0.00
1	0.00				0.00	0.00			0.00	0.00	0.00
2	0.00				0.00	0.00			0.00	0.00	0.00
3	0.00				0.00	0.00			0.00	0.00	0.00
4	0.00				0.00	0.00			0.00	0.00	0.00
											0.00
1											0.00
2											0.00
	0.00				0.00	0.00					0.00
	1,601,523,834.00				488,668,230.21	464,310.00			278,693,997.32	1,924,636,015.84	4,293,057,767.37

	1,601,78 7,759.00				489,010,7 84.21	8,577,114 .27			235,141,9 65.64	1,483,3 75,665. 58	3,800,739 ,060.16
“ ”	0.00				0.00	0.00			0.00	168,347 ,862.65	168,347,8 62.65
										209,994 ,344.36	209,994,3 44.36
	0.00				0.00	0.00				- 41,646, 481.71	- 41,646,48 1.71
1	0.00				0.00					0.00	0.00
2	0.00				0.00						0.00
3					0.00						0.00
4											0.00
	0.00				0.00	0.00			0.00	0.00	0.00
1									0.00	0.00	0.00
2										0.00	0.00
3											0.00
	0.00				0.00	0.00			0.00	0.00	0.00
1	0.00				0.00						0.00
2											0.00
3											0.00
4											0.00
											0.00

1											0.00
2											0.00
	0.00				0.00	0.00					0.00
	1,601,78 7,759.00				489,010,7 84.21	8,577,114 .27			235,141,9 65.64	1,651,7 23,528. 23	3,969,086 ,922.81

160152.3834

9144030077272966XD

LCD

MID

DVD TFT

^

LED

2016 8 24

MTC Electronic Co., Limited

Funshion Networks Co. Ltd. 19

12

1 1 12 31

12

MTC Electronic Co., Limited

Funshion Networks Co. Ltd.

1

2

33 —

- 1.
- 2.
- (1)
- (2)
- (3)
- (4)
- (5)

1.

2.

”

“

1.

2.

(1)

(2)

(1)

(2)

(3)

1)

13 —

2)

14 —

(1)

(2)

3.

(1)

(2)

(1)

(2)

(1)

(2)

4.

(1)

(2)

(3)

5.

(1)

(2)

(3)

1)

2)

			50%	50%			12
12						20%	20%
	50%		6	6	12		

	500 ()
	10% 100 ()
	10%

1 1	5.00%	5.00%
1 2	10.00%	10.00%
2 3	30.00%	30.00%
3		
3 4	50.00%	50.00%
4 5	80.00%	80.00%
5	100.00%	100.00%

1	1	2.00%	5.00%
1	2	10.00%	10.00%
2	3	50.00%	30.00%
3	4	100.00%	50.00%
4	5	100.00%	80.00%
5		100.00%	100.00%

1.

2.

3.

4.

5.

(1)

(2)

1.

2.

3.

4.

1.

2.

(1)

“ ”

“ ”

“ ”

(2)

1)

2)

“ ”

“ ”

“ ”

(3)

12 —
7 —

3.

4.

(1)

22 —

(2)

1)

“ ”

2)

“ ”

1.

2.

		30	10	3
		10	10	9
		5	10	18
		5	10	18
		5	10	18
		5	10	18

(1)

(2)

(3)
[75% 75%] (4)
[90% 90%]
[90%

90%] (5)

1.

2.

1.

2

(1)

1)

2)

3)

(2)

3

(3)

3

1.

2.

	()
	50
	10

(1)

(2)

(3)

(4)

(5)

,

1

1

(1)

(2)

1)

2)

3)

(1)

(2)

1.

2.

(1)

(2)

(3)

1.

(1)

1)

2)

3)

4)

5)

(2)

(

)

(3)

2.

1.

2.

3.

4.

(1)

(2)

		17 6
		5
		7
		15 25 16.5
	30%	1.2
		3
		2

	15
	15
	16.50
	15
MTC Electronic Co., Limited Funshion Networks Co. Ltd.	0
	15
	15
	25.00

1.

2011 4

2011 100

17%

3%

2.

2014 9 30

GR201444200919

2014-2016 15%

2013 10 11

GR201344200671

2013-2015 15%

2015 9 25

GR201536000297 15%

2014 9 29

GR201433000202

(2014-2016

) 15%

2015 11 24

GR201511003602

(2015-2017) 15%

	41,235.38	27,635.27
	547,669,421.88	967,606,739.64
	11,147,854.78	22,811,181.57
	558,858,512.04	990,445,556.48
	127,974,797.73	142,324,152.27

	3,241,808.00	3,241,808.00

	3,241,808.00	3,241,808.00
	3,241,808.00	3,241,808.00

8,000,000.00

40,000,000.00

3,241,808.00

	523,863,604.69	269,746,205.42
	60,381,977.15	32,387,421.78
	584,245,581.84	302,133,627.20

	10,436,606.74	
	198,052,018.76	

	208,488,625.50
--	----------------

	1,659,330,241.11	81,946,859.43	4.94%	1,577,383,381.68	1,805,050,245.57	99.97%	89,093,137.39		

1			
1	1,552,265,123.72	73,125,233.29	4.71%
1	1,552,265,123.72	73,125,233.29	4.71%
1 2	28,759,235.60	2,875,923.56	10.00%
2 3	2,819,191.01	845,757.30	30.00%
3			
3 4	675,098.75	337,549.38	50.00%
4 5	610,494.87	488,395.90	80.00%
5	4,274,000.00	4,274,000.00	100.00%
	1,589,403,143.95	81,946,859.43	5.16%

			(%)
	70,515,328.77		
	70,515,328.77		

-7,146,907.96

0.00

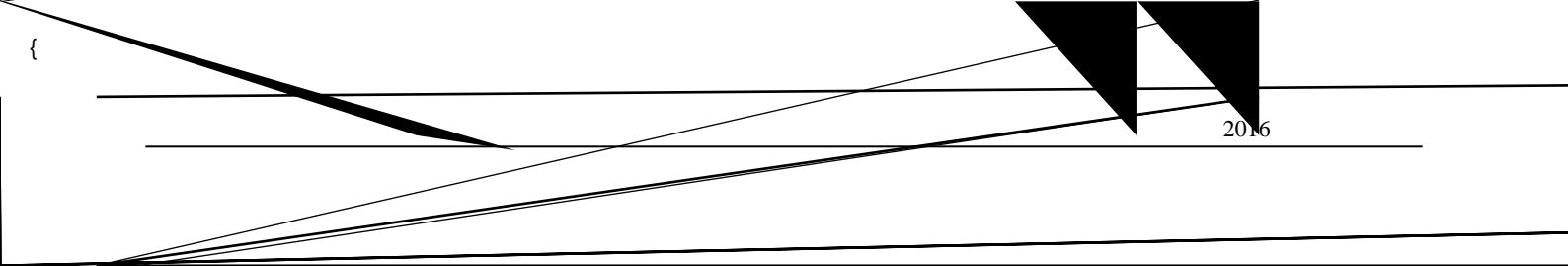
		(%)	
	423,321,381.96	25.50%	19,769,349.46

	90,027,707.34	5.42%	4,644,788.95
	73,998,179.18	4.46%	3,699,908.96
	61,652,500.96	3.71%	3,082,625.05
	61,523,844.68	3.71%	3,050,012.70
	710,523,614.12	42.80%	34,246,685.12

1	255,596,850.93	99.96%	37,926,163.27	99.99%
1 2	109,545.60	0.04%	4,638.76	0.01%
2 3				
3				
	255,706,396.53	--	37,930,802.03	--

1

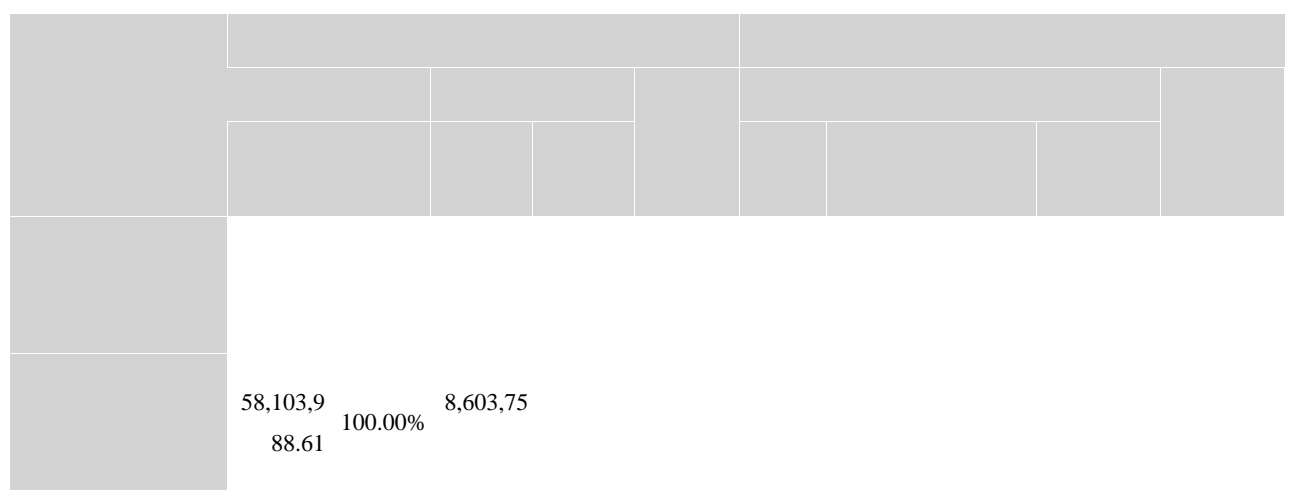
		(%)
	181,207,291.61	70.88%
	36,000,525.07	14.08%
	15,077,846.28	5.90%
	14,288,303.25	5.59%
	1,937,729.07	0.76%
	248,511,695.28	97.21%



f'' {

58,103,9

		114,117.14	239,650.13
		114,117.14	239,650.13



58,103,9
88.61

8,603,75
100.00%

1			
1	1,243,416.36	62,170.82	5.00%
1	1,243,416.36	62,170.82	5.00%
1 2	2,049,971.00	204,997.10	10.00%
2 3	5,177,962.88	1,553,388.96	30.00%
3			
3 4	401,194.02	200,597.01	50.00%
4 5	5,103,808.32	4,083,046.66	80.00%
5	2,499,555.39	2,499,555.39	100.00%
	16,110,220.98	8,603,755.94	53.41%

			(%)
	3,000.00	--	
	15,977,100.34	--	
	7,130,892.64	--	
	18,882,774.65	--	
	41,993,767.63	--	

-179,022.52

0.00

	18,394,362.52	76,786,052.20
	2,607,616.00	12,965,379.02
	7,130,892.64	1,149,562.58
	3,000.00	2,986,183.55
	14,043,785.70	4,471,057.94
	1,933,314.64	18,121,068.12
	13,991,017.11	5,984,120.10
	0.00	2,323,059.38
	58,103,988.61	124,786,482.89

		14,043,785.70	1	24.17%	
		5,000,000.00	2-3	8.61%	1,500,000.00
		4,870,000.00	1 1-2	8.38%	
		1,933,314.64	1	3.33%	
		1,273,825.31	2-3 4-5	2.19%	993,274.11
	--	27,120,925.65	--	46.68%	2,493,274.11

		14,043,785.70	1	2016 7-9
	--	14,043,785.70	--	--

	712,487,314.94	24,270,158.34	688,217,156.60	723,381,918.86	22,553,009.00	700,828,909.86
	5,563,706.66		5,563,706.66	609,651.23		609,651.23
	434,959,145.06	18,421,949.76	416,537,195.30	302,481,012.67	21,052,791.10	281,428,221.57
	94,777,478.74	9,462,380.40	85,315,098.34	66,594,198.49	7,202,743.56	59,391,454.93
	1,247,787,645.40	52,154,488.50	1,195,633,156.90	1,093,066,781.25	50,808,543.66	1,042,258,237.59

	22,553,009.00	15,256,612.09		13,539,462.75		24,270,158.34
	21,052,791.10	7,419,411.05		10,050,252.39		18,421,949.76

	7,202,743.56	4,789,826.45		2,530,189.61		9,462,380.40
	50,808,543.66	27,465,849.59		26,119,904.75		52,154,488.50

	721,450,000.00	357,750,000.00
	721,450,000.00	357,750,000.00

1

1

	1,127,500,000.00	1,480,000,000.00
	141,784.09	0.00
	8,643,687.95	6,681,967.73
	122,796,649.53	79,346,055.29
	108,857.66	
	406,210.89	
	1,259,597,190.12	1,566,028,023.02

1.	7,185,772.05			7,185,772.05
2.				0.00
1				0.00
2 \				0.00
\				
3				0.00
3.				0.00
1				0.00
2				0.00
4.	7,185,772.05			7,185,772.05
				0.00
1.	1,460,287.35			1,460,287.35
2.	179,644.30			179,644.30

1	179,644.30			179,644.30
3.				0.00
1				0.00
2				0.00
4.	1,639,931.65			1,639,931.65
				0.00
1.				0.00
2.				0.00
1				0.00
3				0.00
1				0.00
2				0.00
4.				0.00
				0.00
1.	5,545,840.40			5,545,840.40
2.	5,725,484.70			5,725,484.70

1.	708,666,493.20	457,242,990.24	16,552,767.05	51,309,723.71	27,621,310.25	23,418.00	1,261,416,702.45
2.	0.00	22,933,179.21	121,239.32	33,002,764.38	7,794,785.91		63,851,968.82
1	0.00	22,933,179.21	121,239.32	2,314,669.18	1,979,020.50		27,348,108.21

				1.
				77
				0.00
		0.05	18,033.88	180,357,816.72
5.48	6,058,331.70	1,352.61	65,406,525.73	
53.48	6,058,331.70	1,352.61	65,406,525.73	
5.65	1,109,002.73		10,819,160	
5.65	1,109,002.73		10,819,160	

3				3
		0.00	0	
	0,027,650.36		4,000,000	
	879,183.20		5,000,000	



A	27,968,240.61
B	49,174,795.39
C	49,174,795.39
D	31,612,119.95

	30,773,833.70		30,773,833.70	4,250,935.65		4,250,935.65
--	---------------	--	---------------	--------------	--	--------------

	120,000,000.00	0.00	4,137,454.48	0.00	0.00	4,137,454.48	80.51%	100.00%				
	920,000,000.00	3,838,542.95	22,797,836.27	0.00	0.00	26,636,379.22	70.05%	70.00%				
		412,392.70			412,392.70							
	1,040,000,000.00	4,250,935.65	26,935,290.75	0.00	412,392.70	30,773,833.70	--	--				--

	90,969.74	
	90,969.74	0.00

1.	202,645,444.57	0.00	0.00	21,146,290.84	134,163,265.74	357,955,001.15
2.	0.00	36,020.00	200,712,922.15	2,765,149.34	41,827,746.60	245,341,838.09
1	0.00	36,020.00	42,000.00	2,157,601.68	41,827,746.60	44,063,368.28
2	0.00	0.00		0.00		0.00
3	0.00		200,670,922.15	607,547.66		201,278,469.81
3.	0.00	0.00	2,377.36	102,773.70	3,688,762.55	3,793,913.61
1	0.00	0.00	2,377.36	102,773.70	3,688,762.55	3,793,913.61
4.	202,645,444.57	36,020.00	200,710,544.79	23,808,666.48	172,302,249.79	599,502,925.63
	0.00			0.00		0.00
1.	21,157,936.36	0.00	0.00	17,434,618.11	108,174,306.86	146,766,861.33
2.	2,029,635.25	9,309.21	200,547,944.46	648,019.37	27,850,928.25	231,085,836.54
1	2,029,635.25	9,309.21	200,547,944.46	648,019.37	27,850,928.25	231,085,836.54
3.	0.00			0.00	868,856.75	868,856.75
1	0.00	0.00		0.00	868,856.75	868,856.75
4.	23,187,571.61	9,309.21	200,547,944.46	18,082,637.48	135,156,378.36	376,983,841.12
				0.00		0.00
1.	0.00			0.00	0.00	0.00

2.	0.00			0.00		0.00
1	0.00			0.00		0.00
3.	0.00			0.00		0.00
1	0.00			0.00		0.00
4.	0.00			0.00	0.00	0.00
	0.00			0.00		0.00
1.	179,457,872.96	26,710.79	162,600.33	5,726,029.00	37,145,871.43	222,519,084.51
2.	181,487,508.21	0.00	0.00	3,711,672.73	25,988,958.88	211,188,139.82

	5,446,244.11	816,936.62	11,114,078.13	1,667,111.72
	23,501,807.20	3,525,271.08	0.00	0.00
			23,409,740.31	3,511,461.05
	157,895,386.98	23,684,308.05	176,949,282.83	26,545,620.43

	3,006,339.73	450,950.96	3,072,574.47	460,886.17
	7,862,630.73	1,179,394.61	3,241,808.00	486,271.20
	745,458,895.80	111,818,834.37	763,010,200.05	114,451,530.01
	114,117.14	17,117.57	239,650.13	35,947.52
	43,448,611.33	6,517,291.70	21,184,932.92	3,177,739.93
	799,890,594.73	119,983,589.21	790,749,165.57	118,612,374.83

		23,684,308.05		26,545,620.43
		119,983,589.21		118,612,374.83

		273,732,918.23	245,173,213.74
		8,603,755.94	37,381,945.84
		282,336,674.17	282,555,159.58

2016		1,708,279.88	
2017	1,673,567.08	1,673,567.08	
2018	52,644,023.50	52,644,023.50	
2019	131,675,513.29	131,675,513.29	
2020	57,471,829.99	57,471,829.99	
2021	30,267,984.37	0.00	
	273,732,918.23	245,173,213.74	--

[2014]75

[2014] 64

	539,400,000.00	983,800,000.00
	40,083,819.65	15,066,853.30
	579,483,819.65	998,866,853.30

	558,880,800.00	689,100,400.00
	1,567,835,460.05	1,934,973,037.92
	2,126,716,260.05	2,624,073,437.92

558,880,800.00

	7,017,475.00	21,277,429.60
	7,017,475.00	21,277,429.60
	7,017,475.00	21,277,429.60

25,000,000.00

7,017,475.00

	63,847,138.92	1,000,000.00
	254,073,138.35	
	317,920,277.27	1,000,000.00

178,599.19

	966,221,675.99	1,168,267,231.23

	36,552,449.01	35,434,642.53
	187,434,903.80	0.00
	1,190,209,028.80	1,203,701,873.76

	83,394,318.85	60,278,859.13
	1,289,276.66	0.00
	84,683,595.51	60,278,859.13

	46,371,268.27	335,876,914.77	348,622,849.72	33,625,333.32
-	340,922.57	7,109,136.70	7,086,973.49	363,085.78
	46,712,190.84	342,986,051.47	355,709,823.21	33,988,419.10

1	45,722,317.58	320,738,611.12	333,865,463.96	32,595,464.74
2		4,146,530.78	4,146,530.78	
3	200,238.14	3,703,247.30	3,736,591.13	166,894.31
	176,457.14	3,098,409.39	2,660,913.69	613,952.84
	10,319.27	189,505.15	214,100.87	-14,276.45
	13,461.73	415,332.76	861,576.57	-432,782.08
4	33,329.00	5,506,297.70	5,486,864.70	52,762.00
5	415,383.55	1,782,227.87	1,387,399.15	810,212.27
6				
7				
	46,371,268.27	335,876,914.77	348,622,849.72	33,625,333.32

1	322,866.74	6,682,749.66	6,683,262.95	322,353.45
2	18,055.83	426,387.04	403,710.54	40,732.33
3				
	340,922.57	7,109,136.70	7,086,973.49	363,085.78

	1,815,051.44	2,462,768.15
	63,525.00	63,525.00
	12,948,651.50	2,634,207.65
	2,432,949.63	1,312,819.88
	2,311,723.06	393,833.35

	1,650,035.20	280,039.01
	80,515.43	80,515.43
	373,326.37	373,326.37
	970,733.00	11,704,160.00
	435,463.40	774,793.22
	20,253.48	858,303.18
	23,102,227.51	20,938,291.24

	5,446,244.11	5,601,811.46
\		
	5,446,244.11	5,601,811.46

	27,244.60	20,704.82
\		
	27,244.60	20,704.82

	14,847,761.54	15,668,732.51
	14,434,991.85	2,672,195.62
	23,858,795.28	9,606,198.96

	65,746.52	322,285.05
	641,558.22	23,651,685.26
	53,848,853.41	51,921,097.40

		205,553,333.32
	464,310.00	464,310.00
	464,310.00	206,017,643.32

15 CP001	200,000,0 00.00	2015-6- 11	366	200,000,0 00.00	200,000,0 00.00		9,859,999 .98		209,859,9 99.98		0.00
	--	--	--								

	150,000,000.00	150,000,000.00
	150,000,000.00	150,000,000.00

2015 5 5
3

40.00%

150,000,000.00

	9,336,089.00	12,128,059.51	
	35,388,600.00	35,388,600.00	
	44,724,689.00	47,516,659.51	--

2013 11

10,000.00

2013 12

6,000.00

2014 2015

2014 2015

2016

	51,087,428.86	0.00	1,780,956.36	49,306,472.50	
	51,087,428.86	0.00	1,780,956.36	49,306,472.50	--

						/
	23,887,313.66		281,027.22		23,606,286.44	
LED	27,200,115.20	0.00	1,499,929.14		25,700,186.06	
	51,087,428.86	0.00	1,780,956.36		49,306,472.50	--

1)

281,027.22

		+ -					
	1,601,523,834.00					1,601,523,834.00	

2015

263,925

	450,069,549.91			450,069,549.91
	38,751,251.30	3,369,637.67		42,120,888.97
	488,820,801.21	3,369,637.67		492,190,438.88

-	464,310.00			464,310.00
	464,310.00			464,310.00

	16,434,094.56	7,483,079.85			7,483,079.85		23,917,174.41

	16,434,094.5 6	7,483,079.8 5			7,483,079.8 5		23,917,17 4.41
	16,434,094.5 6	7,483,079.8 5			7,483,079.8 5		23,917,17 4.41

--	--	--

	374,308.95	
	2,540,297,989.70	2,409,846,831.66

- 1) 0.00
- 2) 0.00
- 3) 0.00
- 4) 0.00
- 5) 0.00

	3,011,283,646.40	2,546,910,239.71	2,570,770,230.49	2,280,842,714.05
	87,909,466.60	93,171,219.10	69,939,215.79	47,640,520.96
	3,099,193,113.00	2,640,081,458.81	2,640,709,446.28	2,328,483,235.01

	21,541.97	13,000.00
	13,004,235.86	8,467,699.57
	5,573,240.76	6,008,952.34
	3,715,493.85	39,404.53
	0.00	17,600.00
	3,623,882.87	
	25,938,395.31	14,546,656.44

	32,006,989.82	10,070,218.01

	29,348,115.60	19,477,071.69
	2,017,526.26	1,019,192.15
	4,639,400.43	1,191,388.22
	2,596,291.40	1,938,620.13
	401,008.56	309,665.57
	20,811.64	37,364.10
	1,045,796.37	754,937.30
	4,911,151.02	4,001,040.64
	4,229,489.80	21,063,059.02
	3,967,046.22	5,847,921.84
	56,253.44	643,121.14
	7,609,565.84	0.00
	1,729,971.33	0.00
	2,220,663.98	0.00
	1,956,093.18	0.00
	12,551,005.04	8,550,268.00
	111,307,179.93	74,903,867.81

	64,906,803.66	20,545,822.88
	2,970,464.43	1,506,683.77
	1,106,603.93	419,648.69
	11,749,088.74	1,694,982.50
	30,714,391.79	34,544,522.99
	1,226,135.33	267,020.08
	2,286,935.10	2,428,244.22
	5,565,828.79	0.00
	3,208,566.16	0.00
	2,730,180.17	869,584.31
	1,001,729.60	
	1,680,368.79	
	13,692,953.77	44,486.49

	14,259,954.60	31,862,784.74
	14,259,954.60	31,862,784.74
	14,259,954.60	31,862,784.74

	1,078,425.56	5,009,375.08
	119,693,391.22	96,623,791.85
	-24,325,739.89	
	-5,345,265.88	
	91,100,811.01	101,633,166.93

	0.00	0.00	

	3,123.15	2,051.29	3,123.15
	36,887,579.88	26,820,796.49	11,541,826.59
	687,357.19	355,901.80	687,357.19
	2,509,180.48	1,102,637.87	2,509,180.48
	40,087,240.70	28,281,387.45	14,741,487.41

								/
						24,593,735.39	14,377,018.81	
2014							1,000,000.00	
2014							600,000.00	
2014							2,000,000.00	
2014							37,770.00	
2014							150,000.00	
2013							1,000,000.00	
2014							1,500,000.00	
							11,900.00	
							133,335.72	
LED						1,499,929.14	1,166,619.94	
2014							61,900.00	
2014							1,500.00	

2014							1,500.00	
2014							900.00	
2014 11							49,973.90	
2015 2							108,973.96	
2015 3							67,759.16	
2013							26,239.00	
2014							194,590.00	
2014.8-11							102,042.00	
2013							28,774.00	
							4,100,000.00	
							100,000.00	
2015						2,720,000.00		
2015						577,100.00		
2015						362,998.00		
2015						2,510.00		
LED-CSP						3,000,000.00		
2015						51,700.00		
						3,263,800.00		
						752,017.90		
						50,000.00		
2013-2015						13,789.45		
	--	--	--	--	--	36,887,579.88	26,820,796.49	--

	9,374,801.15	405,620.57	
	9,386,247.78	798,693.95	9,386,247.78
	2,027.90		2,027.90
	604,742.32	35,677.85	604,742.32
	15,980.25	14,408.38	15,980.25
	10,008,998.25	848,780.18	10,008,998.25

	39,355,907.61	35,798,474.74
	-5,046,505.66	14,599,281.90
	34,309,401.95	50,397,756.64

	250,139,058.62
/	37,520,858.79
	-5,121,942.07
	327,281.59

MTC Electronic Co., Limited	-5,963,358.04
	-510,329.93
	-2,138,993.19
	10,195,884.80
	34,309,401.95

	208,566.48	1,948,394.46
	36,887,579.88	26,770,822.59
	10,915,727.20	21,583,782.29
	48,011,873.56	50,302,999.34

	82,837,721.24	64,339,500.96
	72,461,810.07	40,417,553.27
	3,707,450.58	12,528,566.95
	159,006,981.89	117,285,621.18

		260,279,240.00
	196,000,000.00	185,000,000.00

	404,230.00	10,487,753.49
	0.00	20,000,000.00
	196,404,230.00	475,766,993.49

	46,473,050.54	848,430,420.25
	0.00	400,000,000.00
	4,612,168.09	
	51,085,218.63	1,248,430,420.25

	9,859,999.98	7,838,674.63
	9,859,999.98	7,838,674.63

1	--	--
	215,829,656.67	269,200,329.62
	-4,595,585.05	-10,620,132.09
	38,670,880.82	22,935,874.41
	29,468,387.04	2,150,278.40
	2,741,153.94	2,180,431.90
	9,383,124.63	796,642.66

	546,688,596.46	982,584,374.90
	41,235.38	27,635.27
	546,647,361.08	967,606,739.64
	531,738,596.47	967,634,374.91

12,169,915.58

2015 5 5 150,000,000.00
 3 40.00%

	--	--	

	26,983,155.77	6.6324	178,963,082.33
	33,429.48	7.3482	245,646.50
	424,567.64	0.8548	362,920.42
	1,043,706.00	0.06468	67,506.90
	49,989.23	4.9046	245,177.18
	--	--	
	22,206,838.10	6.6324	147,284,633.01
	--	--	
	93,688,053.93	6.6324	621,376,648.89
	30,757,670.19	6.6324	203,997,171.77

MTC Electronic Co., Limited Funshion Networks Co. Ltd.

,

,


--	--	--	--	--	--	--	--	--

Funshion Networks Co. Ltd.	2016 05 03	5.30	82.00%		2016 05 03		0.00	-4,126,228.50

--				5.30
--				
--				
--				
--				
--				
--				
				5.30
				-59,909,590.94
/				59,909,596.24

	884,700.06	884,700.06
	9,996,174.07	9,996,174.07
	571,877.06	571,877.06
	440,000.00	440,000.00
	1,289,089.73	1,289,089.73
	11,320.76	11,320.76

	12,782,000.00	12,782,000.00
	1,251,226.86	1,251,226.86
	72,070,498.42	72,070,498.42
	149,913.16	149,913.16
	-13,150,885.82	-13,150,885.82
	-73,060,476.76	-73,060,476.76



MTC Electronic Co., Limited				100.00%			
				100.00%			
				80.00%			
					100.00%		
					100.00%		
				50.00%	50.00%		
				100.00%			
					80.00%		
				100.00%			
				80.00%			
				100.00%			
				63.00%			
					63.00%		
					63.00%		
Funshion Networks Co. Ltd.				63.00%			
				63.00%			
				82.00%			
				82.00%			

	37.00%	-7,564,579.82		4,358,072.08
--	--------	---------------	--	--------------

	405,639,227.16	60,477,388.17	466,116,615.33	454,338,042.15	0.00	454,338,042.15	278,867,055.06	51,475,836.83	330,342,891.89	298,119,508.38	0.00	298,119,508.38

	283,343,981.17	-	-	67,528,264.94				
		20,444,810.33	20,444,810.33					

()

1.

2.

	3,085,218,795.38				3,085,218,795.38
--	------------------	--	--	--	------------------

		1	1-2	2	
	302,133,627.20				302,133,627.20
	91,213,751.64				91,213,751.64
	26,727,872.19				26,727,872.19
	239,650.13				239,650.13
	357,750,000.00				357,750,000.00
	1,480,000,000.00				1,480,000,000.00
	983,800,000.00				983,800,000.00
	3,241,864,901.16				3,241,864,901.16

(2)

()

			1	1-3	3
	2,126,716,260.05	2,126,716,260.05	2,126,716,260.02		
	317,920,277.27	317,920,277.27	317,920,277.27		
	1,190,209,028.80	1,190,209,028.80	1,190,209,028.80		
	5,446,244.11	5,446,244.11	5,446,244.11		
	27,244.60	27,244.60	27,244.60		
	53,848,853.41	53,848,853.41	53,848,853.41		
	464,310.00	464,310.00	0.00	464,310.00	
	150,000,000.00	150,000,000.00		150,000,000.00	
	35,388,600.00	35,388,600.00	35,388,600.00		
	3,880,020,818.24	3,880,020,818.24	3,729,556,508.21	150,464,310.00	

			1	1-3	3
	2,624,073,437.92	2,637,926,536.50	2,637,926,536.50		
	1,000,000.00	1,000,000.00	1,000,000.00		
	1,203,701,873.76	1,203,701,873.76	1,203,701,873.76		
	5,601,811.46	5,601,811.46	5,601,811.46		
	20,704.82	20,704.82	20,704.82		
	51,921,097.40	51,921,097.40	51,921,097.40		
	206,017,643.32	210,664,310.00	210,664,310.00		
	150,000,000.00	150,000,000.00		150,000,000.00	
	38,260,000.00	38,260,000.00	38,260,000.00		
	4,280,596,568.68	4,299,096,333.94	4,149,096,333.94	150,000,000.00	

()

(1)

2016 06 30

1,837,750,000.00)

1,260,850,000.00 (2015 12 31

50

(2)

	--	--	--	--
1.		3,241,808.00		3,241,808.00
1				
2				
3		3,241,808.00		3,241,808.00
2.				
1				
2				
1				
2				
3				
1.				
2.				
3.				
1.				
2.				
		7,017,475.00		7,017,475.00
		7,017,475.00		7,017,475.00

	--	--	--	--

(12,999,750.00	61.62%	61.62%
)					

2007 2 12

1,299.975 2011 9

/

					3,340.57
					19,858.81
		4,346.50			49,143.60

/

		63,361,582.27	

	1,509,700.00	4,888,900.00

				4,585.49	
		995,653.50		1,600,000.00	
		57,240,529.72	2,829,010.21	31,513,722.94	1,575,686.15
		18,232,679.31	911,645.61	18,232,912.19	911,645.61
		76,468,862.53	3,740,655.82	51,351,220.62	2,487,331.76

		663,671.00	
		663,671.00	

	0.00
	0.00
	0.00

(1) 2012

2012 7 27

2012 7 31

2012 10

12

2012 10 22

2012 11 14

2012 11 21 139

3,138,121

5.97 /

2012 12 10

2012 12 13

2012

4,707,181.50

2 2013

2012 11 21

190,000

2012

285,000

“

”

2012

“

”

3.98 /

1,134,300.00

3 2013

2013 12 2

2013 12 13

1,768,871

4 2013

6,750

8 2015

2015 11 23

2015 12 14

1,752,380 ,

94,500

	6,931,900.00
	0.00

(1)

(2)

(3)

	1,829,435,824.38	1,613,824,876.07	1,802,612,719.92	1,593,771,974.52		
	499,068,358.14	403,493,478.71	372,218,244.80	326,544,694.24		
LED	473,299,211.70	403,212,768.07	400,457,774.48	364,227,170.84		
	209,480,252.18	126,378,890.71	-4,518,508.71	-3,701,125.55		
	3,011,283,646.40	2,546,910,013.57	2,570,770,230.49	2,280,842,714.05		
	2,020,632,790.44	1,718,999,710.85	1,548,528,202.64	1,365,737,762.74		
	990,650,855.96	827,910,528.86	1,022,242,027.85	915,104,951.31		
	3,011,283,646.40	2,546,910,239.71	2,570,770,230.49	2,280,842,714.05		

2016 3 18

A

A

2015

23,954.0723

12.28 /

294,156.0084

	220,000.0000	17,915.3095
	37,078.0042	3,019.3814
	37,078.0042	3,019.3814
	294,156.0084	23,954.0723

	1,321,86 9,184.92	100.00%	44,649,7 60.66	3.38%	1,277,219 ,424.26	1,483,8 73,020. 85	100.00%	58,610,63 1.83	3.95%	1,425,262,3 89.02
	1,321,86 9,184.92	100.00%	44,649,7 60.66	3.38%	1,277,219 ,424.26	1,483,8 73,020. 85	100.00%	58,610,63 1.83	3.95%	1,425,262,3 89.02

1			
1		871,569,631.57	43,578,481.61 5.00%
1		871,569,631.57	43,578,481.61 5.00%

1	2	2,972,148.79	297,214.89	10.00%
2	3	2,154,354.43	646,306.33	30.00%
3				
3	4	255,515.66	127,757.83	50.00%
4	5			
5				
		876,951,650.45	44,649,760.66	5.09%

			(%)
	399,871,871.96		
	45,045,662.51		
	444,917,534.47		

-13,960,871.17

0

		(%)	
	423,321,381.96	32.02%	19,769,349.46
	90,027,707.34	6.81%	4,644,788.95
	73,998,179.18	5.60%	3,699,908.96
	61,523,844.68	4.65%	3,050,012.70
	55,582,450.72	4.20%	2,776,749.96
	704,453,563.88	53.28%	33,940,810.03

	415,631,098.55	100.00%	2,967,882.56	0.71%	412,663,215.99	440,220,770.86	100.00%	3,222,555.96	0.73%	436,998,214.90
	415,631,098.55	100.00%	2,967,882.56	0.71%	412,663,215.99	440,220,770.86	100.00%	3,222,555.96	0.73%	436,998,214.90

1			
1		43,274.95	2,163.75 5.00%
1		43,274.95	2,163.75 5.00%
1 2		300,000.00	30,000.00 10.00%
2 3		5,101,572.27	
3			

3	4	197,352.00	98,676.00	50.00%
4	5	1,222,253.04	977,802.43	80.00%
5		328,768.70	328,768.70	100.00%
		7,193,220.96	2,967,882.56	41.26%

			(%)
	387,961,717.31		
	0.00		
	14,043,785.70		
	1,539,168.95		
	0.00		
	4,893,205.63		
	408,437,877.59		

-254,673.40

0

	0.00	9,175,008.24
	387,961,717.31	402,731,849.72
	1,539,168.95	354,054.60
	0.00	899,741.70

	14,043,785.70	4,471,057.94
	0.00	17,640,383.22
	12,086,426.59	4,948,675.44
	415,631,098.55	440,220,770.86

		14,043,785.70	1	3.38%	
		5,000,000.00	2-3	1.20%	1,500,000.00
		4,870,000.00	1 1-2	1.17%	
		1,273,825.31	2-3 4-5	0.31%	993,274.11
		300,000.00	1-2	0.07%	30,000.00
	--	25,487,611.01	--	6.13%	2,523,274.11

		14,043,785.70	1	2016 7-9
	--	14,043,785.70	--	--

	1,468,458,790.00	32,589,869.99	1,435,868,920.01	1,503,458,790.00	32,589,869.99	1,470,868,920.01
	1,468,458,790.00	32,589,869.99	1,435,868,920.01	1,503,458,790.00	32,589,869.99	1,470,868,920.01

	150,000,000.00		150,000,000.00	0.00		
	70,190.00			70,190.00		
	30,000,000.00			30,000,000.00		
	20,000,000.00	150,000,000.00	34,000,000.00	136,000,000.00		
	95,388,600.00			95,388,600.00		32,589,869.99
	1,000,000.00		1,000,000.00	0.00		
	200,000,000.00			200,000,000.00		
	40,000,000.00			40,000,000.00		
	967,000,000.00	967,000,000.00	967,000,000.00	967,000,000.00		
	1,503,458,790.00	1,117,000,000.00	1,152,000,000.00	1,468,458,790.00		32,589,869.99

	2,283,307,427.67	2,016,951,795.01	2,149,643,984.66	1,983,639,516.92
	72,094,437.94	68,509,146.10	67,496,343.95	47,329,794.15
	2,355,401,865.61	2,085,460,941.11	2,217,140,328.61	2,030,969,311.07

--	--	--

		“ + + ”
		3
	25,345,753.29	2000 25 2000 577 17% 3% 14%

		/	/
	4.48%	0.1385	0.1383
	4.42%	0.1365	0.1363

2016